

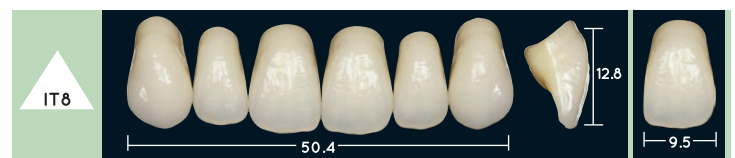
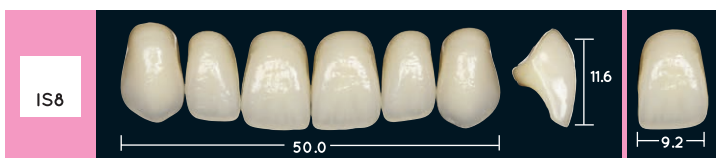
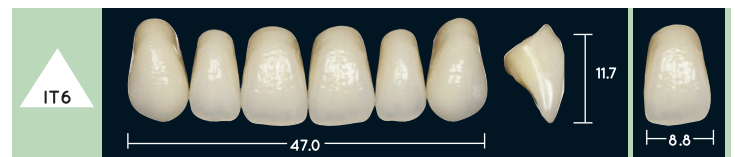
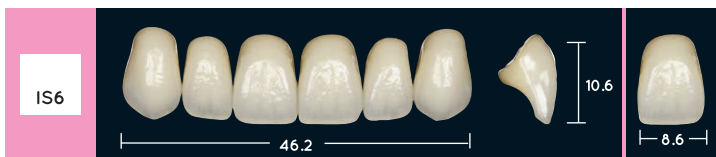
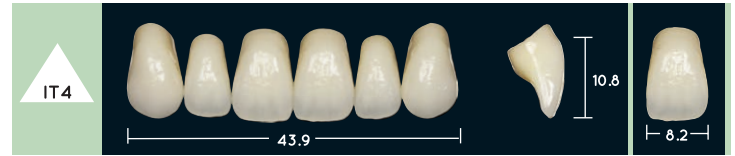
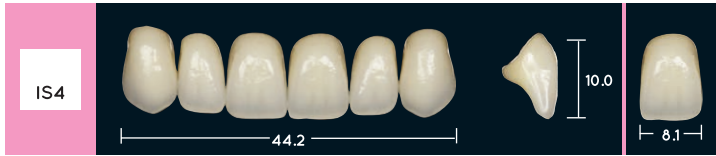
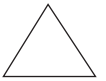
IS

enigmalive⁺ inspiration*
Upper Anteriors



IT

enigmalive⁺ inspiration*
Upper Anteriors



enigmalive⁺ shade selection

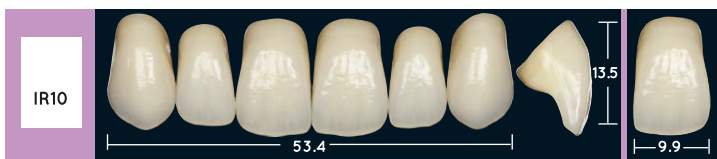
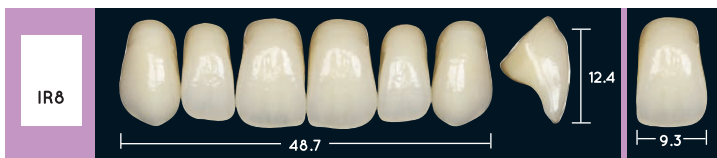
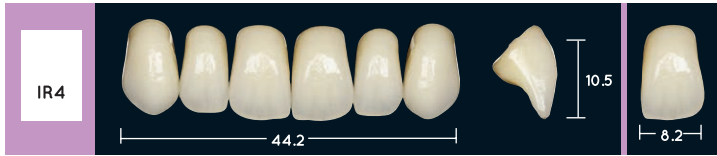
The **enigmalive⁺** shade system gives you a choice of sixteen A-D shades together with two bleach shades BL2 and BL3. Shade selection should be carried out with the patient either in daylight or defined lighting conditions (5500°K colour temperature). The **enigmalive⁺** shade guide enables consistent and accurate shade taking because it is made from the same materials and uses the same layering system as the **enigmalive⁺** teeth themselves.

- 16 Shades A-D
- Bleach shades BL2 & BL3



IR

enigmalive⁺ inspiration* Upper Anteriors



Some advantages of enigmalive⁺ teeth are:

- Aesthetics never before achieved in a denture tooth.
- Natural opalescence and fluorescence.
- Laterals, canines and centrals are all true to nature.
- Advanced occlusal concept to improve stability and comfort.
- Can be set up to almost any occlusal arrangement.
- High strength and wear characteristics.
- Improved colour stability and plaque resistance.
- Strong bond to the denture base material.
- Eighteen beautiful shades including 16 A-D and two new bleach shades BL2 and BL3.

enigmalive⁺ inspiration combination table

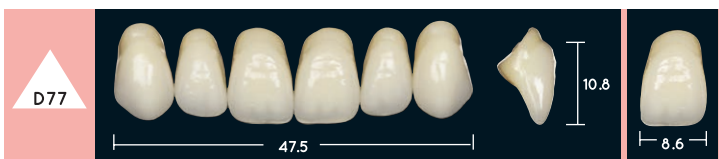
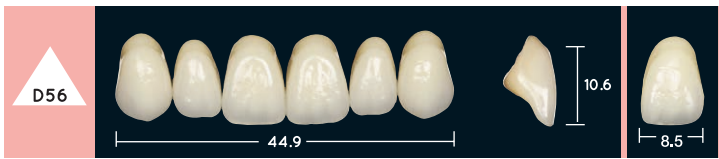
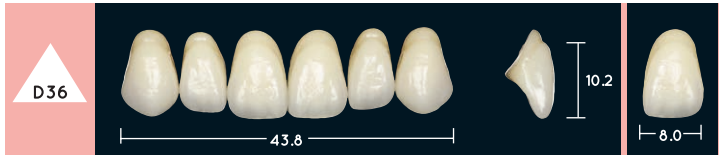
Upper Anteriors	Lower Anteriors	P Posteriors	S Posteriors
IR4	L5/L6	P3/P5	S4
IR6	L7/L8	P4/P5	S6
IR8	L9/L10	P4/P6	S8
IR10	L10/L11	P6	S8
IS4	L5/L6	P3/P5	S4
IS6	L7/L8	P5	S6
IS8	L9/L10	P4/P5	S8
IT4	L6/L7	P3/P5	S4
IT6	L7/L8	P4/P5	S6
IT8	L10/L11	P4/P6	S8

enigmalive⁺ character combination table

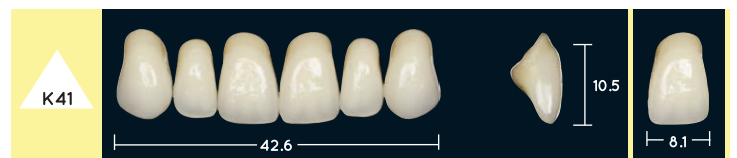
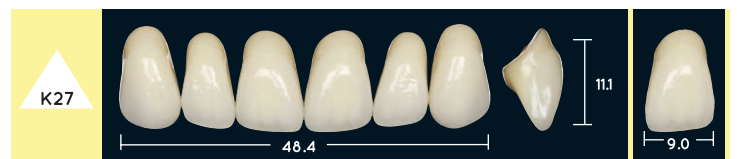
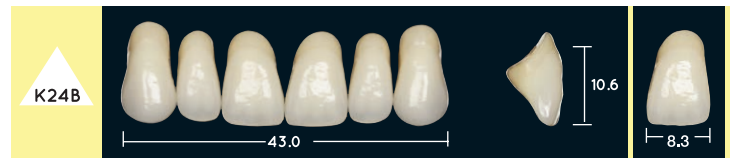
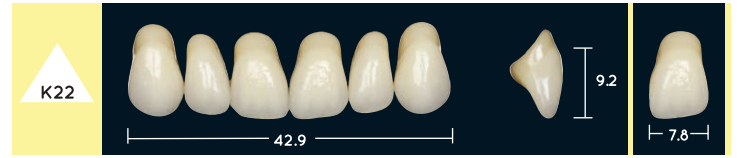
Upper Anteriors	Lower Anteriors	P Posteriors	S Posteriors
D36	L5/L6	P3/P5	S4
D56	L6/L7	P3/P5	S4
D76	L6/L7	P3/P5	S6
D77	L7/L8	P4/P5	S6
D88	L7	P4/P5	S6
D99	L7/L8	P4/P5	S8
K22	L3/L4	P1/P3	S4
K24B	L4/L5	P3/P5	S6
K25	L7/L8	P4/P5	S6
K27	L8	P4	S8
K41	L3/L4	P3/P5	S4
S11	L3/L5	P1/P3	S4
S12	L5/L6	P1/P3	S4
S13	L4/L5	P3/P5	S4
S14	L6/L7	P5	S6
S15	L8/L9	P4	S8
S17	L9/L10	P6	S8
S66	L5/L6	P3/P5	S6

*Registered Designs.

D enigmalive⁺ character Upper Anteriors



K enigmalive⁺ character Upper Anteriors



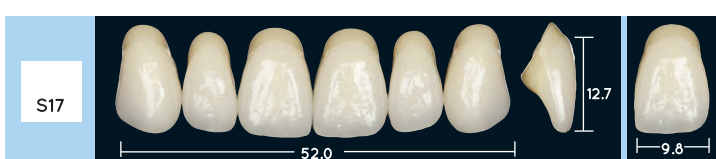
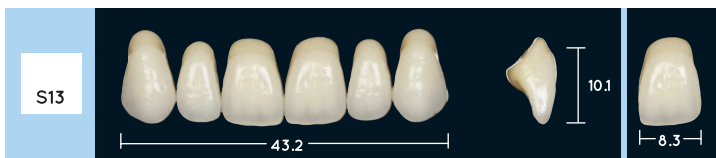
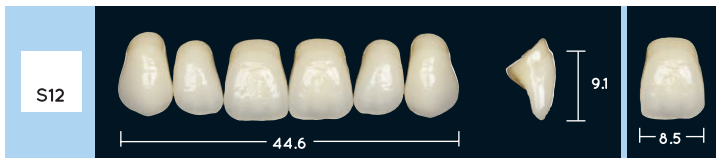
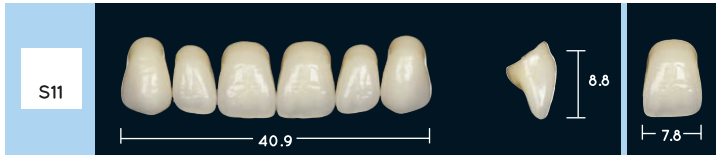
enigmalive⁺ character

The **enigmalive⁺ character** range of anterior teeth are chosen from shapes that have proven themselves over time as natural favourites with both denture wearers and the clinical team. We have designed them incorporating the aesthetic advances of the whole **enigmalive⁺** range. The incisal edges of both centrals and laterals have greater translucency with a blue white opalescence and with natural mamelons in both upper and lower sets. Some moulds in the range have longer darker necks, perfectly reflecting the relationship between anatomic root and crown.

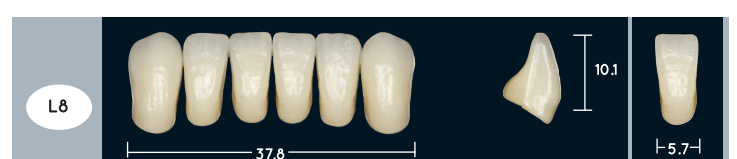
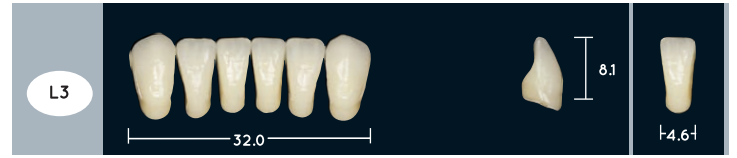


S

enigmalive⁺ character Upper Anteriors



enigmalive⁺ Lower Anteriors

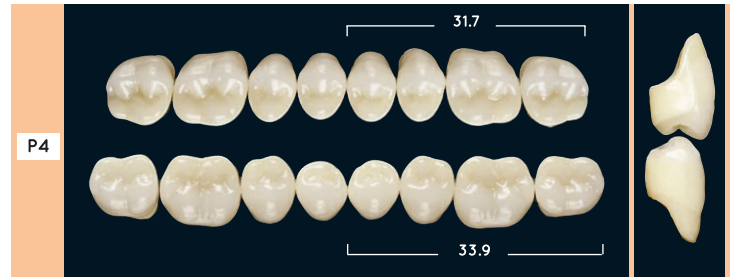
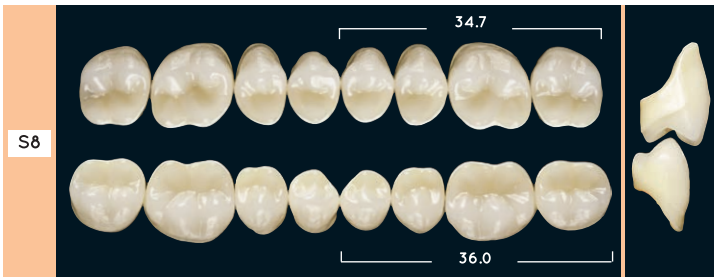
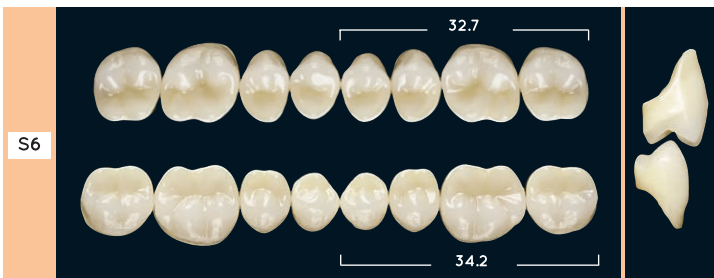
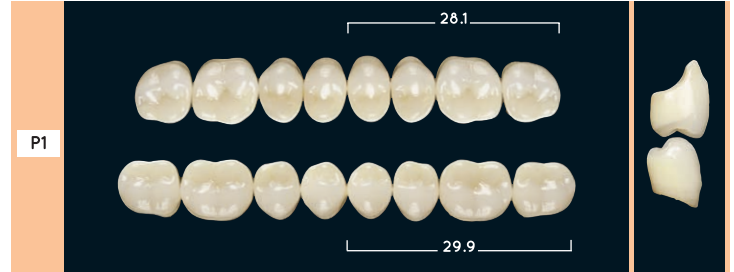
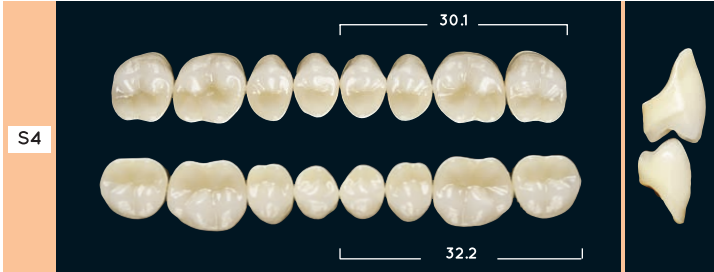




enigmalive⁺ S Posteriors**

Designed by Professor Rudolph Slavicek

enigmalive⁺ P Posteriors



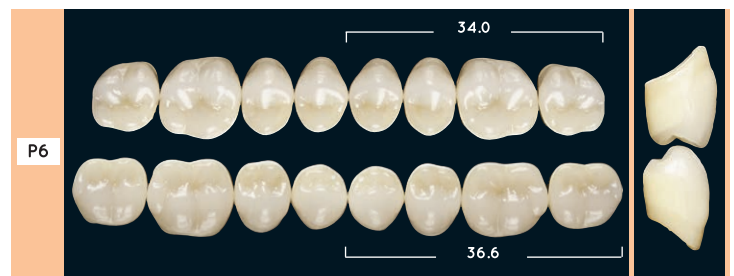
enigmalive⁺ S posteriors have been created by the world leading gnathological expert, Professor Rudolph Slavicek, they reproduce the form and function of natural teeth. The 30° cuspal inclination of the upper first molar accords with his detailed research on the natural dentition. The palatal stamp cusps of the uppers have precise natural relationships with the corresponding fossa and marginal ridges of the lowers. This relationship enables the dentures to have maximum stability when the patient bites together and improves patient comfort.



Mould	L6(mm)	Mould	L8(mm)
P1U	8.4	P1L	7.3
P3U	8.5	P3L	7.8
P4U	9.3	P4L	8.6
P5U	8.4	P5L	8.3
P6U	10.4	P6L	9.4
S4U	9.5	S4L	9.0
S6U	10.6	S6L	9.6
S8U	10.7	S8L	10.3

L6: Maximum dimensions of the crowns of the maxillary left first molars.

L8: Maximum dimensions of the crowns of the mandibular left first molars.



enigmalive⁺ P posteriors have been designed for dentures where increased tongue space is required. Upper teeth have a cusp angle of 23° but lowers are flatter to aid mastication and allow for fast setting up. Whether in balanced or lingualised occlusion, this range interdigitates easily.

**Patent pending.